

Overview of Class Size and Composition in British Columbia Public Schools 2006/07

04646009 Roberts Creek Elementary

This class size data are current as of September 30, 2006 and have been verified by school districts.

PLEASE NOTE

The Ministry makes small and continuous improvements to the quality of its data. Sometimes these changes result in differences from previously published reports. The data in this report are the most accurate data available at time of publication.

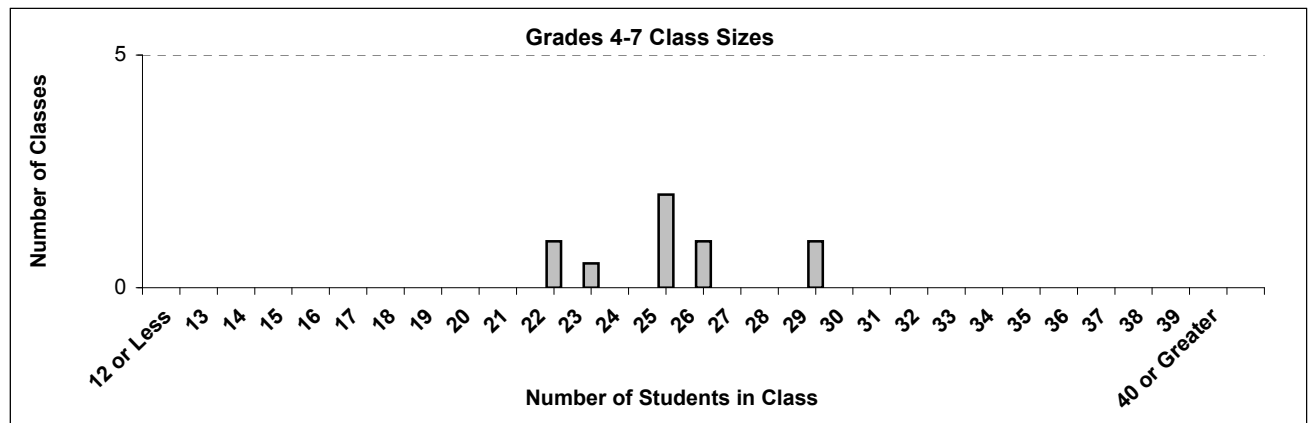
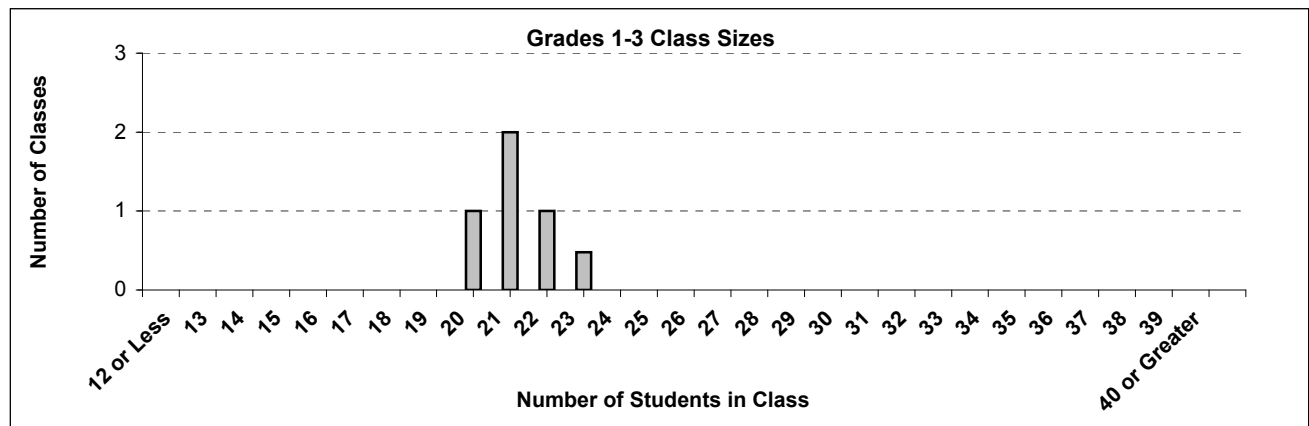
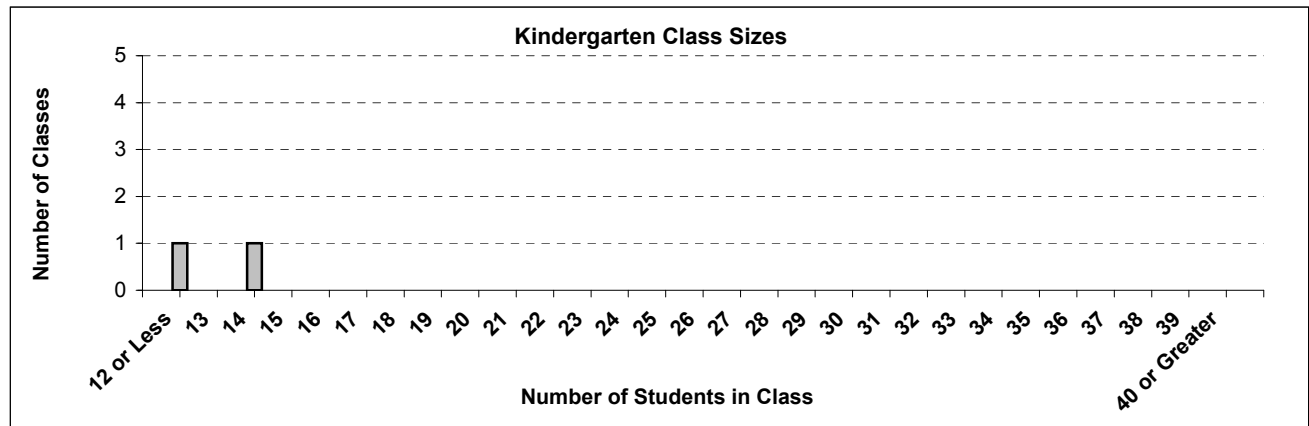
Ministry reports are available at <http://www.bced.gov.bc.ca/reporting/>

Contact the Analysis & Reporting Group, Information Department at educ.reportingunit@gov.bc.ca

School Class Sizes

04646009 Roberts Creek Elementary

Source: Class size data collection (as of September 30) from standard BC public schools.



School - Average Class Size

04646009 Roberts Creek Elementary

Source: Class size data collection (as of September 30) from standard BC public schools.

| School - Average Class Size | Kindergarten | Grade 1 - 3 | Grade 4 - 7 | Grade 8 - 12 |
|-----------------------------|--------------|-------------|-------------|--------------|
| | 12.0 | 21.2 | 25.2 | - |

| District - Average Class Size | Kindergarten | Grade 1 - 3 | Grade 4 - 7 | Grade 8 - 12 |
|-------------------------------|--------------|-------------|-------------|--------------|
| | 13.3 | 19.9 | 24.8 | 23.6 |

| Province - Average Class Size | Kindergarten | Grade 1 - 3 | Grade 4 - 7 | Grade 8 - 12 |
|-------------------------------|--------------|-------------|-------------|--------------|
| | 17.5 | 20.3 | 25.8 | 24.4 |

| | |
|---|--------|
| School Average Education Assistants' Hours per Week * | 110.00 |
|---|--------|

| | |
|---|---|
| Number of Reported Classes with Assigned Education Assistants | 7 |
|---|---|

| | |
|--------------------------------------|----|
| Number of Reported Classes in School | 12 |
|--------------------------------------|----|

Note:

**Please note that the School Average Education Assistants' Hours per Week is entered by the school, and it may not be equal to the sum of the Average Education Assistant Hours per Week across all classes. Sometimes it may additionally include Education Assistants who are not assigned to, or who do not work with, specific students or classes.*

School Class Size and Composition

04646009 Roberts Creek Elementary

Source: Class size data collection (as of September 30) from standard BC public schools.

Rationale for classes over 30 students is available by emailing: EDUC.Liaison@gov.bc.ca or phoning: (250) 356-8064.

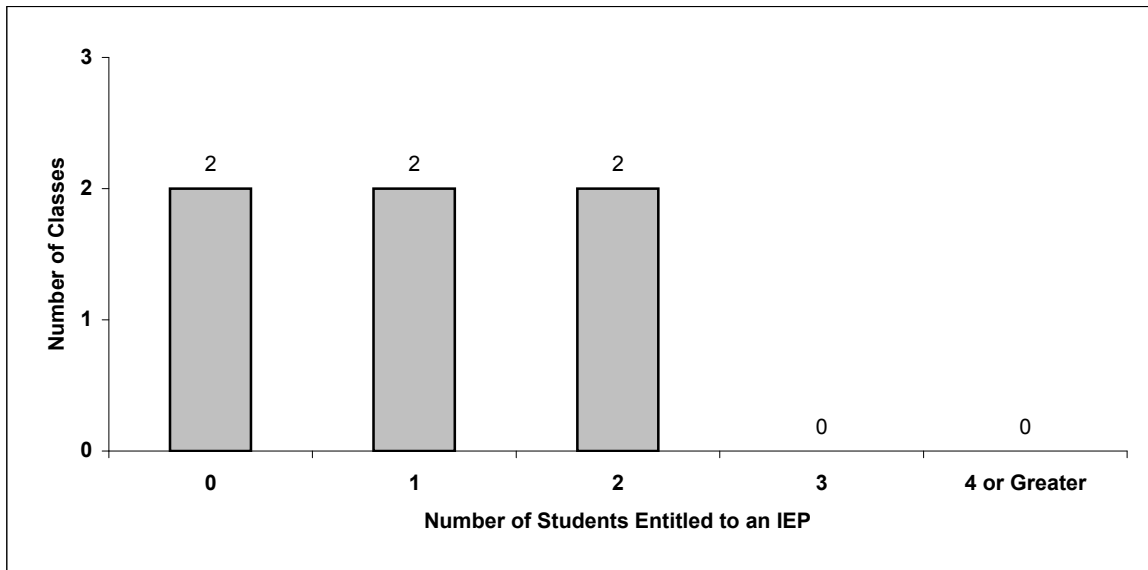
| Division / Class | Number of Students by Grade | | | | | | | | | | | | | | | Avg. EA Hrs per Week | Total Number of Students Entitled to an IEP | Total Number of Gifted Students | Total Number of ESL/ESD Students |
|------------------|-----------------------------|----|----|----|----|----|----|----|----|---|---|----|----|----|-------|----------------------|---|---------------------------------|----------------------------------|
| | KH | KF | 1 | 2 | 3 | 4 | 5 | 6 | 7 | 8 | 9 | 10 | 11 | 12 | Total | | | | |
| Kindergarten-11 | 14 | - | - | - | - | - | - | - | - | - | - | - | - | - | 14 | - | - | - | - |
| Kindergarten-12 | 10 | - | - | - | - | - | - | - | - | - | - | - | - | - | 10 | - | - | - | - |
| Elementary-10 | - | - | 20 | - | - | - | - | - | - | - | - | - | - | - | 20 | - | 2 | - | - |
| Elementary-8 | - | - | - | 12 | 9 | - | - | - | - | - | - | - | - | - | 21 | - | 1 | - | - |
| Elementary-9 | - | - | 5 | 16 | - | - | - | - | - | - | - | - | - | - | 21 | 25.00 | 1 | - | - |
| Elementary-7 | - | - | - | - | 22 | - | - | - | - | - | - | - | - | - | 22 | 5.00 | 2 | - | 1 |
| Elementary-5 | - | - | - | - | - | 22 | - | - | - | - | - | - | - | - | 22 | 30.00 | 3 | - | - |
| Elementary-6 | - | - | - | - | 11 | 12 | - | - | - | - | - | - | - | - | 23 | 5.00 | 2 | - | 1 |
| Elementary-4 | - | - | - | - | - | - | 29 | - | - | - | - | - | - | - | 29 | 30.00 | 3 | - | 1 |
| Elementary-2 | - | - | - | - | - | - | - | 15 | 10 | - | - | - | - | - | 25 | - | 2 | - | - |
| Elementary-3 | - | - | - | - | - | - | - | 26 | - | - | - | - | - | - | 26 | 10.00 | 3 | - | - |
| Elementary-1 | - | - | - | - | - | - | - | - | 25 | - | - | - | - | - | 25 | 5.00 | 3 | - | 2 |

Students Entitled to an Individual Education Plan (IEP)

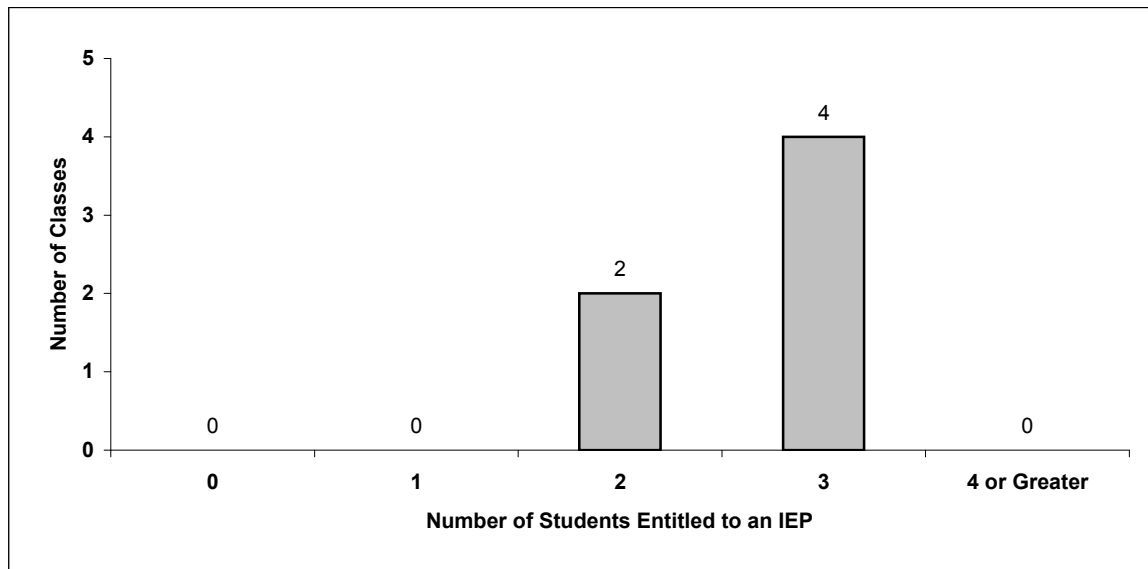
04646009 Roberts Creek Elementary

Source: Class size data collection (as of September 30) from standard BC public schools.

Grades K-3 - Number of Classes in School with 'X' Number of Students Entitled to an IEP



Grades 4-12 - Number of Classes in School with 'X' Number of Students Entitled to an IEP

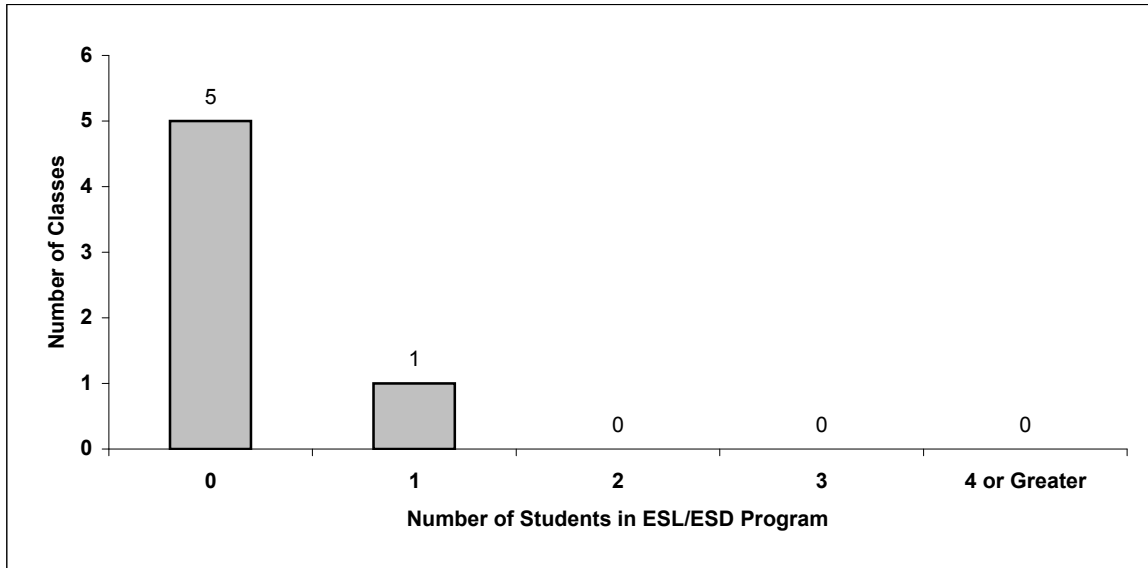


Students in English as a Second Language/Dialect (ESL/ESD) Program

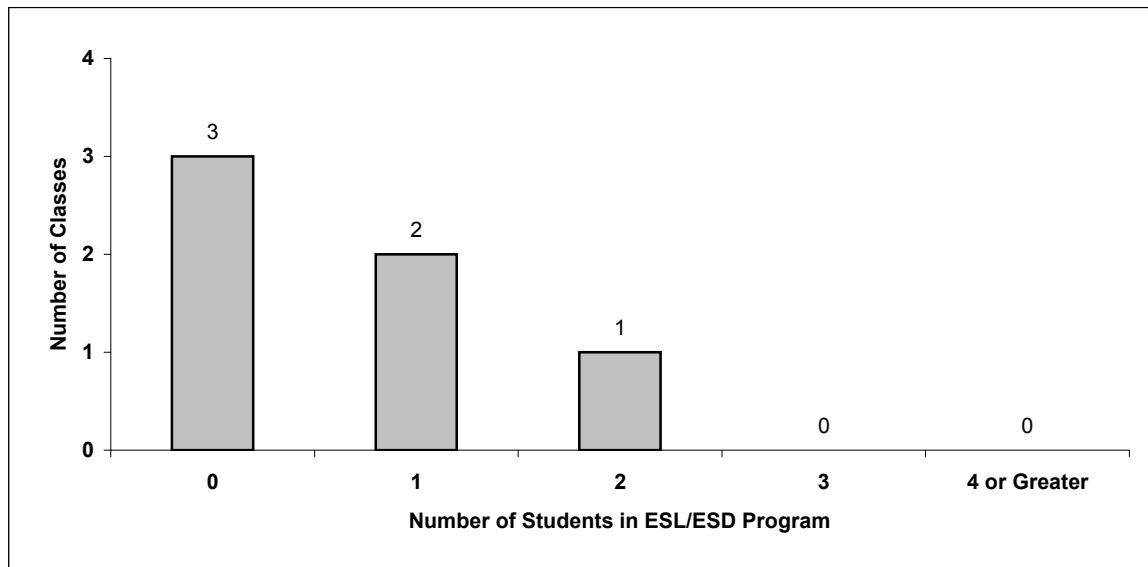
04646009 Roberts Creek Elementary

Source: Class size data collection (as of September 30) from standard BC public schools.

Grades K-3 - Number of Classes in School with 'X' Number of Students in ESL/ESD Program



Grades 4-12 - Number of Classes in School with 'X' Number of Students in ESL/ESD Program



Glossary

| Terms | Definitions / Notes |
|---|---|
| Average Education Assistants Hours per Week | <ul style="list-style-type: none"> The average number of Education Assistant (EA) hours per week, per class, at this school. Minutes are reported to two decimal points; for example, 1 hour 30 minutes is reported as 1.50 hours. |
| English as a Second Language/Dialect (ESL/ESD) Program | <ul style="list-style-type: none"> A program offered to students whose primary language(s) is/are other than English, and who may require additional services. |
| Gifted Student | <ul style="list-style-type: none"> A student who has exceptional gifts or talents and is defined as Category P in the Special Education Performance Reporting Groups. |
| Grade | <ul style="list-style-type: none"> The assigned grade of a student on September 30. |
| KH | <ul style="list-style-type: none"> Kindergarten half-time |
| KF | <ul style="list-style-type: none"> Kindergarten full-time |
| Number of Students | <ul style="list-style-type: none"> Student population is calculated by headcount. |
| Student | <ul style="list-style-type: none"> A person enrolled in a BC school. Student populations are calculated by headcount. Students include all adult and school-aged persons who are working toward a certificate of graduation. |
| Student Entitled to an Individual Education Plan | <ul style="list-style-type: none"> A student for whom an Individual Education Plan (IEP) must be designed under the Individual Education Plan order, Ministerial Order 638/95. |