

Overview of Class Size and Composition in British Columbia Public Schools 2006/07

04646012 Pender Harbour Elem-Secondary

This class size data are current as of September 30, 2006 and have been verified by school districts.

PLEASE NOTE

The Ministry makes small and continuous improvements to the quality of its data. Sometimes these changes result in differences from previously published reports. The data in this report are the most accurate data available at time of publication.

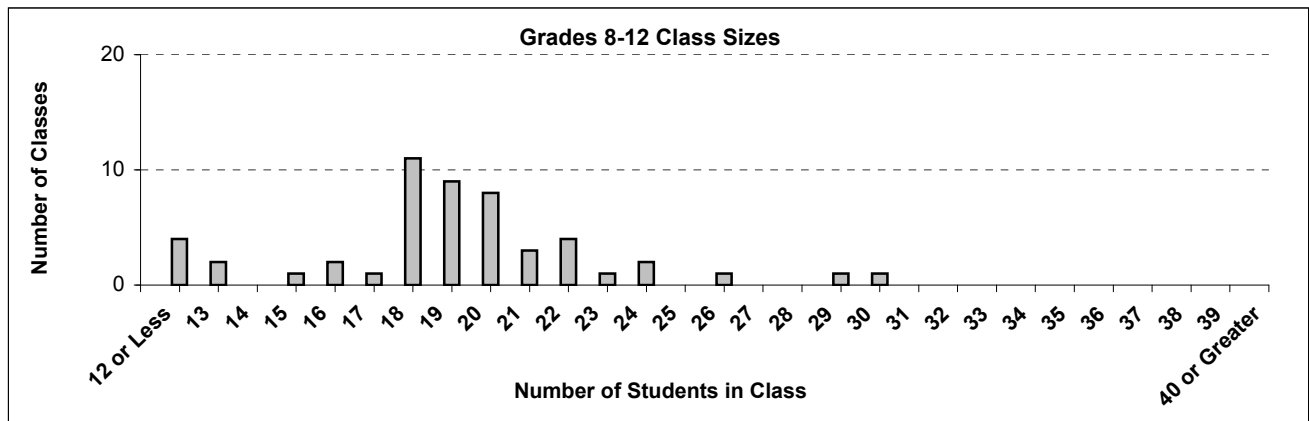
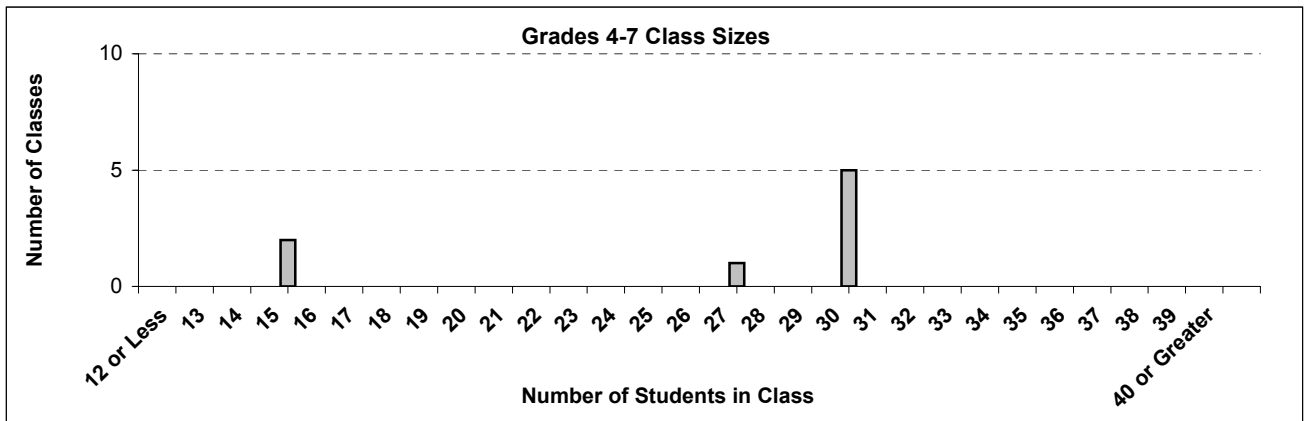
Ministry reports are available at <http://www.bced.gov.bc.ca/reporting/>

Contact the Analysis & Reporting Group, Information Department at educ.reportingunit@gov.bc.ca

School Class Sizes

04646012 Pender Harbour Elem-Secondary

Source: Class size data collection (as of September 30) from standard BC public schools.



School - Average Class Size

04646012 Pender Harbour Elem-Secondary

Source: Class size data collection (as of September 30) from standard BC public schools.

School - Average Class Size	Kindergarten	Grade 1 - 3	Grade 4 - 7	Grade 8 - 12
	-	-	25.9	18.8

District - Average Class Size	Kindergarten	Grade 1 - 3	Grade 4 - 7	Grade 8 - 12
	13.3	19.9	24.8	23.6

Province - Average Class Size	Kindergarten	Grade 1 - 3	Grade 4 - 7	Grade 8 - 12
	17.5	20.3	25.8	24.4

School Average Education Assistants' Hours per Week *	82.50
---	-------

Number of Reported Classes with Assigned Education Assistants	16
---	----

Number of Reported Classes in School	59
--------------------------------------	----

Note:

**Please note that the School Average Education Assistants' Hours per Week is entered by the school, and it may not be equal to the sum of the Average Education Assistant Hours per Week across all classes. Sometimes it may additionally include Education Assistants who are not assigned to, or who do not work with, specific students or classes.*

School Class Size and Composition

04646012 Pender Harbour Elem-Secondary

Source: Class size data collection (as of September 30) from standard BC public schools.

Rationale for classes over 30 students is available by emailing: EDUC.Liaison@gov.bc.ca or phoning: (250) 356-8064.

Division / Class	Number of Students by Grade															Avg. EA Hrs per Week	Total Number of Students Entitled to an IEP	Total Number of Gifted Students	Total Number of ESL/ESD Students
	KH	KF	1	2	3	4	5	6	7	8	9	10	11	12	Total				
Elementary-Elective 7 (1)	-	-	-	-	-	-	-	-	15	-	-	-	-	-	15	-	3	-	-
Elementary-Elective 7 (3)	-	-	-	-	-	-	-	-	15	-	-	-	-	-	15	-	3	-	-
Elementary-English Language Arts 7(1)	-	-	-	-	-	-	-	-	30	-	-	-	-	-	30	6.25	5	-	-
Elementary-FRENCH 7 (1)	-	-	-	-	-	-	-	-	27	-	-	-	-	-	27	-	5	-	-
Elementary-MATHEMATICS 7 (1)	-	-	-	-	-	-	-	-	30	-	-	-	-	-	30	6.25	6	-	-
Elementary-PHYSICAL EDUCATION 7 (1)	-	-	-	-	-	-	-	-	30	-	-	-	-	-	30	-	6	-	-
Elementary-SCIENCE 7 (1)	-	-	-	-	-	-	-	-	30	-	-	-	-	-	30	6.25	5	-	-
Elementary-SOCIAL STUDIES 7 (1)	-	-	-	-	-	-	-	-	30	-	-	-	-	-	30	3.00	5	-	-
English 8 (1)	-	-	-	-	-	-	-	-	-	18	-	-	-	-	18	1.90	3	-	-
English 8 (2)	-	-	-	-	-	-	-	-	-	19	-	-	-	-	19	-	2	-	-
FRENCH 8 (1)	-	-	-	-	-	-	-	-	-	16	-	-	-	-	16	-	1	-	-
FRENCH 8 (2)	-	-	-	-	-	-	-	-	-	17	-	-	-	-	17	-	2	-	-
MATHEMATICS 8 (1)	-	-	-	-	-	-	-	-	-	19	-	-	-	-	19	3.00	3	-	-
MATHEMATICS 8 (2)	-	-	-	-	-	-	-	-	-	18	-	-	-	-	18	-	2	-	-
PHYSICAL EDUCATION 8 (1)	-	-	-	-	-	-	-	-	-	19	-	-	-	-	19	-	3	-	-
PHYSICAL EDUCATION 8 (2)	-	-	-	-	-	-	-	-	-	18	-	-	-	-	18	-	3	-	-
SCIENCE 8 (1)	-	-	-	-	-	-	-	-	-	19	-	-	-	-	19	3.40	3	-	-
SCIENCE 8 (2)	-	-	-	-	-	-	-	-	-	18	-	-	-	-	18	-	2	-	-
SOCIAL STUDIES 8 (1)	-	-	-	-	-	-	-	-	-	20	2	-	-	-	22	-	4	-	-
SOCIAL STUDIES 8 (2)	-	-	-	-	-	-	-	-	-	19	2	-	-	-	21	-	3	-	-
Technology Ed - Metal 8 (1)	-	-	-	-	-	-	-	-	-	19	-	-	-	-	19	-	3	-	-
Technology Ed - Metal 8 (2)	-	-	-	-	-	-	-	-	-	18	-	-	-	-	18	-	2	-	-
Technology Ed - WW 8 (2)	-	-	-	-	-	-	-	-	-	19	-	-	-	-	19	-	2	-	-
VISUAL ARTS 8 (1)	-	-	-	-	-	-	-	-	-	20	-	-	-	-	20	-	4	-	-
VISUAL ARTS 8 (2)	-	-	-	-	-	-	-	-	-	18	-	-	-	-	18	-	2	-	-
English 9 (1)	-	-	-	-	-	-	-	-	-	-	20	-	-	-	20	-	3	-	-
English 9 (2)	-	-	-	-	-	-	-	-	-	-	18	-	-	-	18	-	3	-	-
FRENCH 9 (1)	-	-	-	-	-	-	-	-	-	-	26	-	-	-	26	-	2	-	-
MATHEMATICS 9 (1)	-	-	-	-	-	-	-	-	-	-	20	-	-	-	20	-	3	-	-
MATHEMATICS 9 (2)	-	-	-	-	-	-	-	-	-	-	18	-	-	-	18	-	3	-	-
PHYSICAL EDUCATION 9 (1)	-	-	-	-	-	-	-	-	-	-	22	-	-	-	22	-	6	-	-
Physical Education 9 2)	-	-	-	-	-	-	-	-	-	-	20	-	-	-	20	-	6	-	-
SCIENCE 9 (1)	-	-	-	-	-	-	-	-	-	-	20	-	-	-	20	1.80	3	-	-
SCIENCE 9 (2)	-	-	-	-	-	-	-	-	-	-	18	-	-	-	18	-	3	-	-

School Class Size and Composition

04646012 Pender Harbour Elem-Secondary

Source: Class size data collection (as of September 30) from standard BC public schools.

Rationale for classes over 30 students is available by emailing: EDUC.Liaison@gov.bc.ca or phoning: (250) 356-8064.

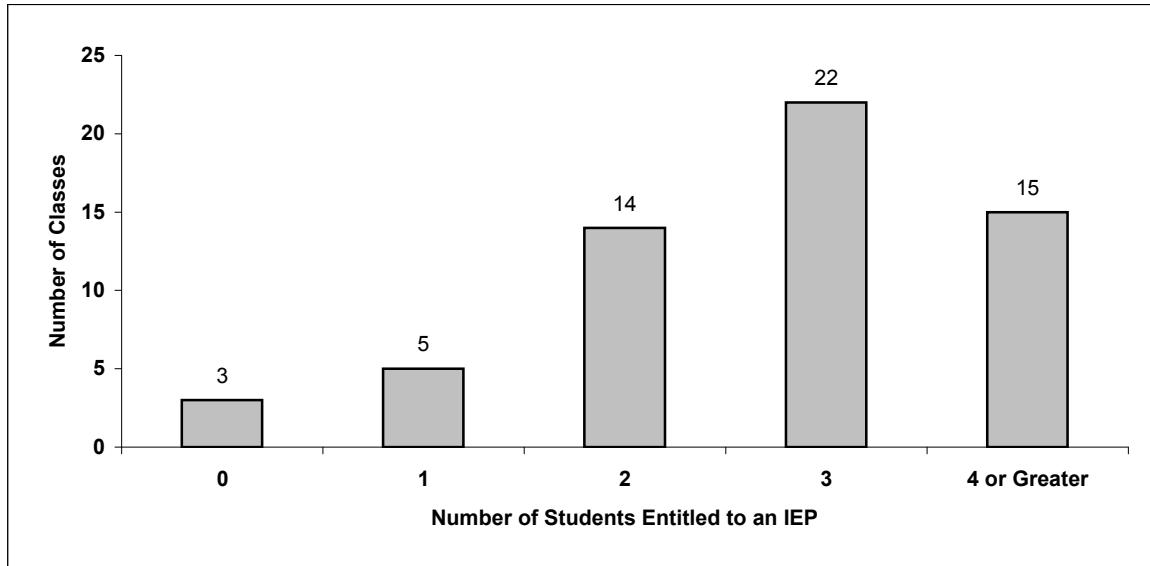
Division / Class	Number of Students by Grade															Avg. EA Hrs per Week	Total Number of Students Entitled to an IEP	Total Number of Gifted Students	Total Number of ESL/ESD Students
	KH	KF	1	2	3	4	5	6	7	8	9	10	11	12	Total				
SOCIAL STUDIES 9 (1)	-	-	-	-	-	-	-	-	-	-	20	-	-	-	20	-	2	-	-
SOCIAL STUDIES 9 (2)	-	-	-	-	-	-	-	-	-	-	18	-	-	-	18	-	3	-	-
Technology Ed - WW 9 (1)	-	-	-	-	-	-	-	-	-	-	20	-	-	-	20	-	3	-	-
Visual Arts 9/10/11	-	-	-	-	-	-	-	-	-	-	8	6	2	-	16	-	3	-	-
Writing 9 (1)	-	-	-	-	-	-	-	-	-	-	15	-	-	-	15	-	7	-	-
English 10 (1)	-	-	-	-	-	-	-	-	-	-	-	28	1	-	29	-	1	-	-
Mathematics 10 E (1)	-	-	-	-	-	-	-	-	-	-	-	9	-	-	9	-	3	-	-
Mathematics 10 P (1)	-	-	-	-	-	-	-	-	-	-	-	24	-	-	24	-	-	-	-
Planning 10	-	-	-	-	-	-	-	-	-	-	-	30	-	-	30	-	1	-	-
Social Studies 10 (1)	-	-	-	-	-	-	-	-	-	-	-	19	2	-	21	-	-	-	-
Social Studies 10 (2)	-	-	-	-	-	-	-	-	-	-	-	21	2	-	23	-	1	-	-
Biology 11 (1)	-	-	-	-	-	-	-	-	-	-	-	-	22	2	24	3.00	3	-	-
Chemistry 11 (1)	-	-	-	-	-	-	-	-	-	-	-	-	19	1	20	2.00	1	-	-
FRENCH 11 (1)	-	-	-	-	-	-	-	-	-	-	-	-	14	4	18	-	-	-	-
HISTORY 12 (1)	-	-	-	-	-	-	-	-	-	-	-	-	8	5	13	2.00	2	-	-
Physical Education 11/12 (1)	-	-	-	-	-	-	-	-	-	-	-	-	5	3	8	-	4	-	-
Social Studies 11 (1)	-	-	-	-	-	-	-	-	-	-	-	-	18	3	21	2.00	2	-	-
Technology Ed - Carp 11/12	-	-	-	-	-	-	-	-	-	-	-	-	16	3	19	6.25	5	-	-
Technology Ed - Metal 11/12	-	-	-	-	-	-	-	-	-	-	-	-	15	4	19	-	5	-	-
Chemistry 11 (2)	-	-	-	-	-	-	-	-	-	-	-	-	7	15	22	-	3	-	-
English 12 (1)	-	-	-	-	-	-	-	-	-	-	-	-	-	22	22	6.25	5	-	-
FAMILY STUDIES 12	-	-	-	-	-	-	-	-	-	-	-	-	-	7	7	-	3	-	-
Home Ec - Foods 11/12 (1)	-	-	-	-	-	-	-	-	-	-	-	-	9	10	19	6.25	2	-	-
Mathematics 12 (1)	-	-	-	-	-	-	-	-	-	-	-	-	-	13	13	3.25	2	-	-
Outdoor Education 12 (1)	-	-	-	-	-	-	-	-	-	-	-	-	-	9	9	-	2	-	-

Students Entitled to an Individual Education Plan (IEP)

04646012 Pender Harbour Elem-Secondary

Source: Class size data collection (as of September 30) from standard BC public schools.

Grades 4-12 - Number of Classes in School with 'X' Number of Students Entitled to an IEP

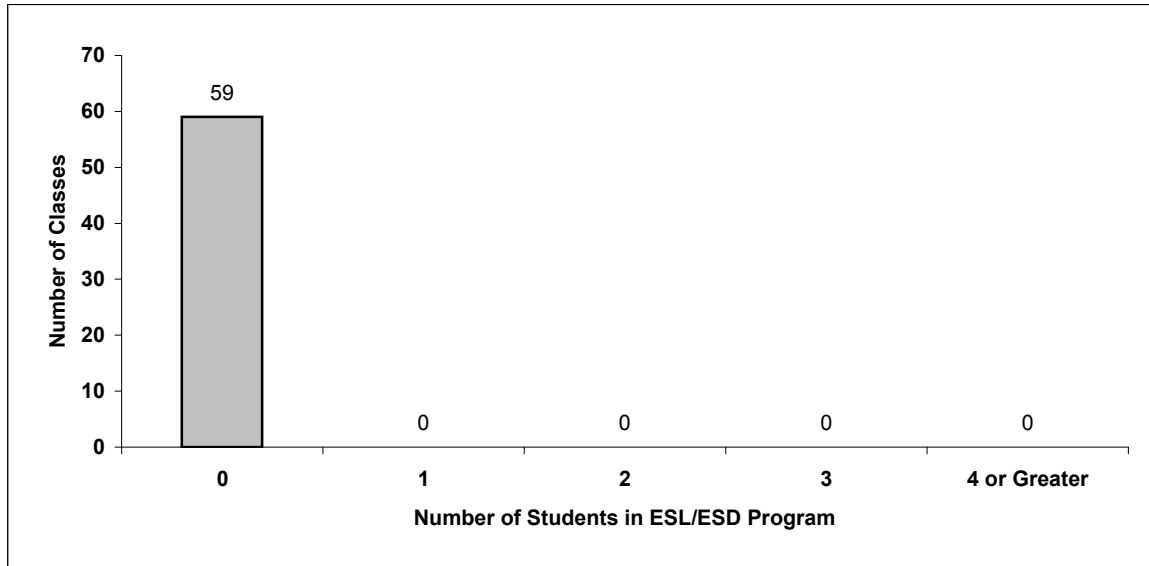


Students in English as a Second Language/Dialect (ESL/ESD) Program

04646012 Pender Harbour Elem-Secondary

Source: Class size data collection (as of September 30) from standard BC public schools.

Grades 4-12 - Number of Classes in School with 'X' Number of Students in ESL/ESD Program



Glossary

Terms	Definitions / Notes
Average Education Assistants Hours per Week	<ul style="list-style-type: none"> The average number of Education Assistant (EA) hours per week, per class, at this school. Minutes are reported to two decimal points; for example, 1 hour 30 minutes is reported as 1.50 hours.
English as a Second Language/Dialect (ESL/ESD) Program	<ul style="list-style-type: none"> A program offered to students whose primary language(s) is/are other than English, and who may require additional services.
Gifted Student	<ul style="list-style-type: none"> A student who has exceptional gifts or talents and is defined as Category P in the Special Education Performance Reporting Groups.
Grade	<ul style="list-style-type: none"> The assigned grade of a student on September 30.
KH	<ul style="list-style-type: none"> Kindergarten half-time
KF	<ul style="list-style-type: none"> Kindergarten full-time
Number of Students	<ul style="list-style-type: none"> Student population is calculated by headcount.
Student	<ul style="list-style-type: none"> A person enrolled in a BC school. Student populations are calculated by headcount. Students include all adult and school-aged persons who are working toward a certificate of graduation.
Student Entitled to an Individual Education Plan	<ul style="list-style-type: none"> A student for whom an Individual Education Plan (IEP) must be designed under the Individual Education Plan order, Ministerial Order 638/95.