

# **Overview of Class Size and Composition in British Columbia Public Schools 2006/07**

**04646017 Chatelech Secondary**

**This class size data are current as of September 30, 2006 and have been verified by school districts.**

---

### **PLEASE NOTE**

The Ministry makes small and continuous improvements to the quality of its data. Sometimes these changes result in differences from previously published reports. The data in this report are the most accurate data available at time of publication.

Ministry reports are available at <http://www.bced.gov.bc.ca/reporting/>

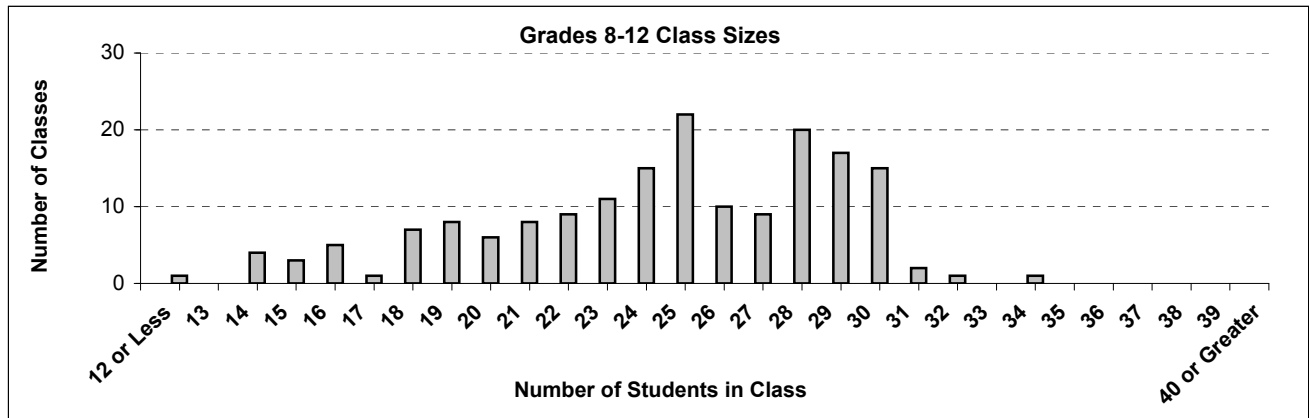
Contact the Analysis & Reporting Group, Information Department at [educ.reportingunit@gov.bc.ca](mailto:educ.reportingunit@gov.bc.ca)

---

# School Class Sizes

## 04646017 Chatelech Secondary

Source: Class size data collection (as of September 30) from standard BC public schools.



---

## School - Average Class Size

---

### 04646017 Chatelech Secondary

Source: Class size data collection (as of September 30) from standard BC public schools.

School - Average Class Size	Kindergarten	Grade 1 - 3	Grade 4 - 7	Grade 8 - 12
	-	-	-	24.4

District - Average Class Size	Kindergarten	Grade 1 - 3	Grade 4 - 7	Grade 8 - 12
	13.3	19.9	24.8	23.6

Province - Average Class Size	Kindergarten	Grade 1 - 3	Grade 4 - 7	Grade 8 - 12
	17.5	20.3	25.8	24.4

School Average Education Assistants' Hours per Week *	90.73
---	-------

Number of Reported Classes with Assigned Education Assistants	39
---	----

Number of Reported Classes in School	175
--------------------------------------	-----

**Note:**

*\*Please note that the School Average Education Assistants' Hours per Week is entered by the school, and it may not be equal to the sum of the Average Education Assistant Hours per Week across all classes. Sometimes it may additionally include Education Assistants who are not assigned to, or who do not work with, specific students or classes.*

## School Class Size and Composition

### 04646017 Chatelech Secondary

Source: Class size data collection (as of September 30) from standard BC public schools.

Rationale for classes over 30 students is available by emailing: EDUC.Liaison@gov.bc.ca or phoning: (250) 356-8064.

Division / Class	Number of Students by Grade															Avg. EA Hrs per Week	Total Number of Students Entitled to an IEP	Total Number of Gifted Students	Total Number of ESL/ESD Students
	KH	KF	1	2	3	4	5	6	7	8	9	10	11	12	Total				
Art 8	-	-	-	-	-	-	-	-	-	28	-	-	-	-	28	3.13	6	-	-
Beginning Band	-	-	-	-	-	-	-	-	-	21	-	-	-	-	21	-	7	-	-
Computer 8	-	-	-	-	-	-	-	-	-	26	-	-	-	-	26	3.13	7	-	-
Drama 8	-	-	-	-	-	-	-	-	-	25	-	-	-	-	25	-	3	-	-
English 8 (1)	-	-	-	-	-	-	-	-	-	27	-	-	-	-	27	4.70	3	-	-
English 8 (2)	-	-	-	-	-	-	-	-	-	22	1	-	-	-	23	-	2	-	-
English 8 (3)	-	-	-	-	-	-	-	-	-	18	1	-	-	-	19	-	-	-	-
English 8 (4)	-	-	-	-	-	-	-	-	-	21	1	-	-	-	22	-	4	-	-
English 8 (5)	-	-	-	-	-	-	-	-	-	25	-	-	-	-	25	-	2	-	-
FRENCH 8 (1)	-	-	-	-	-	-	-	-	-	20	-	-	-	-	20	-	2	-	-
FRENCH 8 (2)	-	-	-	-	-	-	-	-	-	16	-	-	-	-	16	-	1	-	-
FRENCH 8 (3)	-	-	-	-	-	-	-	-	-	22	-	-	-	-	22	-	-	-	-
FRENCH 8 (4)	-	-	-	-	-	-	-	-	-	25	-	-	-	-	25	-	-	-	-
Fabric Arts 8 (G)	-	-	-	-	-	-	-	-	-	25	-	-	-	-	25	3.13	5	-	-
Jewelry 8	-	-	-	-	-	-	-	-	-	28	-	-	-	-	28	-	4	-	-
Jewelry 8 (G)	-	-	-	-	-	-	-	-	-	25	-	-	-	-	25	-	2	-	-
Math 8 (1)	-	-	-	-	-	-	-	-	-	19	-	-	-	-	19	-	1	-	-
Math 8 (2)	-	-	-	-	-	-	-	-	-	23	1	-	-	-	24	-	1	-	-
Math 8 (3)	-	-	-	-	-	-	-	-	-	24	-	-	-	-	24	-	1	-	-
Math 8 (4)	-	-	-	-	-	-	-	-	-	24	-	-	-	-	24	3.13	1	-	-
Math 8E	-	-	-	-	-	-	-	-	-	18	-	-	-	-	18	3.13	10	-	-
Metal Work 8	-	-	-	-	-	-	-	-	-	26	-	-	-	-	26	3.13	2	-	-
PE 8 (1)	-	-	-	-	-	-	-	-	-	18	2	-	-	-	20	3.13	2	-	-
PE 8 (2)	-	-	-	-	-	-	-	-	-	24	-	-	-	-	24	-	2	-	-
PE 8 (3)	-	-	-	-	-	-	-	-	-	26	3	-	-	-	29	3.13	10	-	-
PE 8 (4)	-	-	-	-	-	-	-	-	-	26	-	-	-	-	26	-	3	-	-
PE 8 (5)	-	-	-	-	-	-	-	-	-	22	-	-	-	-	22	-	4	-	-
SCIENCE 8 (1)	-	-	-	-	-	-	-	-	-	28	-	-	-	-	28	-	-	-	-
SCIENCE 8 (2)	-	-	-	-	-	-	-	-	-	18	1	-	-	-	19	-	3	-	-
SCIENCE 8 (3)	-	-	-	-	-	-	-	-	-	16	-	-	-	-	16	-	2	-	-
SCIENCE 8 (4)	-	-	-	-	-	-	-	-	-	18	-	-	-	-	18	-	3	-	-
SCIENCE 8 (5)	-	-	-	-	-	-	-	-	-	25	1	-	-	-	26	-	4	-	-
SOCIAL STUDIES 8 (1)	-	-	-	-	-	-	-	-	-	14	-	-	-	-	14	-	-	-	-
SOCIAL STUDIES 8 (2)	-	-	-	-	-	-	-	-	-	19	-	-	-	-	19	-	3	-	-

## School Class Size and Composition

### 04646017 Chatelech Secondary

Source: Class size data collection (as of September 30) from standard BC public schools.

Rationale for classes over 30 students is available by emailing: EDUC.Liaison@gov.bc.ca or phoning: (250) 356-8064.

Division / Class	Number of Students by Grade															Avg. EA Hrs per Week	Total Number of Students Entitled to an IEP	Total Number of Gifted Students	Total Number of ESL/ESD Students
	KH	KF	1	2	3	4	5	6	7	8	9	10	11	12	Total				
SOCIAL STUDIES 8 (3)	-	-	-	-	-	-	-	-	-	17	1	-	-	-	18	-	2	-	-
SOCIAL STUDIES 8 (4)	-	-	-	-	-	-	-	-	-	26	-	-	-	-	26	-	1	-	-
SOCIAL STUDIES 8 (5)	-	-	-	-	-	-	-	-	-	29	-	-	-	-	29	3.13	6	-	-
Textiles 8	-	-	-	-	-	-	-	-	-	27	-	-	-	-	27	3.13	4	-	-
Wood Work 8	-	-	-	-	-	-	-	-	-	25	-	-	-	-	25	3.13	3	-	-
Art 9-12 (B)	-	-	-	-	-	-	-	-	-	-	12	6	5	2	25	-	4	-	-
Art 9-12 (F)	-	-	-	-	-	-	-	-	-	-	15	3	5	2	25	-	2	-	-
Auto Tech 9,10 (A)	-	-	-	-	-	-	-	-	-	-	12	7	-	-	19	-	1	-	-
Computer Studies 9,10 (1)	-	-	-	-	-	-	-	-	-	-	16	11	1	-	28	-	1	-	-
Concert Band 9,10	-	-	-	-	-	-	-	-	-	-	21	13	-	-	34	-	4	2	-
Drafting and Design 9-12 (1)	-	-	-	-	-	-	-	-	-	-	8	4	6	-	18	-	2	-	-
Electronics 9,10 (1)	-	-	-	-	-	-	-	-	-	-	13	9	-	-	22	-	5	-	-
English 9 (1)	-	-	-	-	-	-	-	-	-	-	15	-	-	-	15	6.25	-	-	-
English 9 (2)	-	-	-	-	-	-	-	-	-	-	26	-	-	-	26	3.13	2	-	-
English 9 (3)	-	-	-	-	-	-	-	-	-	-	25	-	-	-	25	-	2	-	-
English 9 (4)	-	-	-	-	-	-	-	-	-	-	27	1	-	-	28	-	6	-	-
English 9 (5)	-	-	-	-	-	-	-	-	-	-	29	-	-	-	29	-	3	1	-
English 9 (6)	-	-	-	-	-	-	-	-	-	-	22	-	-	-	22	-	2	-	-
FRENCH 9 (1)	-	-	-	-	-	-	-	-	-	-	15	-	-	-	15	3.13	3	-	-
FRENCH 9 (2)	-	-	-	-	-	-	-	-	-	-	24	-	-	-	24	-	1	-	-
FRENCH 9 (3)	-	-	-	-	-	-	-	-	-	-	27	-	-	-	27	-	-	1	-
Foods 9 (1)	-	-	-	-	-	-	-	-	-	-	28	-	1	-	29	3.13	3	1	-
Foods 9 (2)	-	-	-	-	-	-	-	-	-	-	26	1	1	-	28	6.25	4	-	-
Foods 9 (3)	-	-	-	-	-	-	-	-	-	-	29	-	1	-	30	3.13	3	-	-
Foods 9 (4)	-	-	-	-	-	-	-	-	-	-	28	-	-	-	28	-	5	-	-
Foods 9,10 (1)	-	-	-	-	-	-	-	-	-	-	28	-	1	-	29	3.13	3	1	-
Foods 9,10 (2)	-	-	-	-	-	-	-	-	-	-	26	1	1	-	28	-	4	-	-
Math 9 (1)	-	-	-	-	-	-	-	-	-	-	22	1	-	-	23	-	2	-	-
Math 9 (2)	-	-	-	-	-	-	-	-	-	-	25	-	-	-	25	-	1	-	-
Math 9 (3)	-	-	-	-	-	-	-	-	-	-	21	2	-	-	23	-	2	-	-
Math 9 (4)	-	-	-	-	-	-	-	-	-	-	28	-	-	-	28	-	2	-	-
Math 9 (5)	-	-	-	-	-	-	-	-	-	-	25	2	-	-	27	3.13	2	1	-
Math 9E (1)	-	-	-	-	-	-	-	-	-	-	11	3	-	-	14	3.13	9	-	-
Math 9E (2)	-	-	-	-	-	-	-	-	-	-	12	2	-	-	14	3.13	4	-	-

## School Class Size and Composition

### 04646017 Chatelech Secondary

Source: Class size data collection (as of September 30) from standard BC public schools.

Rationale for classes over 30 students is available by emailing: EDUC.Liaison@gov.bc.ca or phoning: (250) 356-8064.

Division / Class	Number of Students by Grade															Avg. EA Hrs per Week	Total Number of Students Entitled to an IEP	Total Number of Gifted Students	Total Number of ESL/ESD Students
	KH	KF	1	2	3	4	5	6	7	8	9	10	11	12	Total				
Metalwork 9,10 (1)	-	-	-	-	-	-	-	-	-	-	10	6	-	-	16	3.13	2	-	-
Metalwork 9,10 (3)	-	-	-	-	-	-	-	-	-	-	14	9	1	-	24	3.13	7	-	-
PE 9 (1)	-	-	-	-	-	-	-	-	-	-	19	-	-	-	19	-	1	-	-
PE 9 (2)	-	-	-	-	-	-	-	-	-	-	23	-	-	-	23	-	1	-	-
PE 9 (3)	-	-	-	-	-	-	-	-	-	-	30	-	-	-	30	-	3	1	-
PE 9 (4)	-	-	-	-	-	-	-	-	-	-	26	1	-	-	27	3.13	7	-	-
PE 9 (5)	-	-	-	-	-	-	-	-	-	-	29	-	-	-	29	-	2	-	-
PE 9 (6)	-	-	-	-	-	-	-	-	-	-	19	6	-	-	25	-	4	-	-
SCIENCE 9 (1)	-	-	-	-	-	-	-	-	-	-	24	-	-	-	24	-	2	1	-
SCIENCE 9 (2)	-	-	-	-	-	-	-	-	-	-	19	-	-	-	19	-	-	-	-
SCIENCE 9 (3)	-	-	-	-	-	-	-	-	-	-	30	-	-	-	30	-	3	-	-
SCIENCE 9 (4)	-	-	-	-	-	-	-	-	-	-	24	1	-	-	25	-	1	-	-
SCIENCE 9 (5)	-	-	-	-	-	-	-	-	-	-	27	1	-	-	28	3.13	8	-	-
SCIENCE 9 (6)	-	-	-	-	-	-	-	-	-	-	24	1	-	-	25	-	2	-	-
SOCIAL STUDIES 9 (1)	-	-	-	-	-	-	-	-	-	-	30	-	-	-	30	3.13	5	-	-
SOCIAL STUDIES 9 (2)	-	-	-	-	-	-	-	-	-	-	27	1	-	-	28	-	5	-	-
SOCIAL STUDIES 9 (3)	-	-	-	-	-	-	-	-	-	-	30	-	-	-	30	-	7	-	-
SOCIAL STUDIES 9 (4)	-	-	-	-	-	-	-	-	-	-	30	-	-	-	30	-	4	1	-
SOCIAL STUDIES 9 (5)	-	-	-	-	-	-	-	-	-	-	29	-	-	-	29	-	2	-	-
Sechelt Studies	-	-	-	-	-	-	-	-	-	5	6	3	1	-	15	-	10	-	-
Textiles 9, 10 (1)	-	-	-	-	-	-	-	-	-	-	15	11	2	-	28	6.25	5	-	-
Textiles 9,10 (2)	-	-	-	-	-	-	-	-	-	-	19	7	1	-	27	3.13	3	-	-
Woodwork 9 (1)	-	-	-	-	-	-	-	-	-	-	26	1	1	-	28	6.25	6	-	-
Acting 9-12 (1)	-	-	-	-	-	-	-	-	-	-	7	15	6	2	30	-	2	-	-
Art 10,11,12 (F)	-	-	-	-	-	-	-	-	-	-	5	13	3	-	21	6.25	8	-	-
Art 9 -12 (E)	-	-	-	-	-	-	-	-	-	-	-	15	13	2	30	-	4	-	-
Auto Tech 9,10	-	-	-	-	-	-	-	-	-	-	11	13	-	-	24	6.25	8	-	-
English 10 (1)	-	-	-	-	-	-	-	-	-	-	-	15	3	-	18	-	5	-	-
English 10 (2)	-	-	-	-	-	-	-	-	-	-	-	17	1	-	18	-	1	-	-
English 10 (3)	-	-	-	-	-	-	-	-	-	-	-	20	2	-	22	-	1	-	-
English 10 (4)	-	-	-	-	-	-	-	-	-	-	-	25	-	-	25	-	-	-	-
English 10 (5)	-	-	-	-	-	-	-	-	-	-	1	25	2	-	28	-	2	-	-
English 10 (6)	-	-	-	-	-	-	-	-	-	-	-	19	-	-	19	-	-	-	-
Fiber Arts 9-12 (A)	-	-	-	-	-	-	-	-	-	-	7	8	6	3	24	-	4	-	-

## School Class Size and Composition

### 04646017 Chatelech Secondary

Source: Class size data collection (as of September 30) from standard BC public schools.

Rationale for classes over 30 students is available by emailing: EDUC.Liaison@gov.bc.ca or phoning: (250) 356-8064.

Division / Class	Number of Students by Grade															Avg. EA Hrs per Week	Total Number of Students Entitled to an IEP	Total Number of Gifted Students	Total Number of ESL/ESD Students
	KH	KF	1	2	3	4	5	6	7	8	9	10	11	12	Total				
French 10 (1)	-	-	-	-	-	-	-	-	-	-	1	28	1	-	30	-	-	1	-
German 9,10 (1)	-	-	-	-	-	-	-	-	-	-	7	10	-	-	17	-	1	-	-
Math 10 E (1)	-	-	-	-	-	-	-	-	-	-	-	24	6	-	30	3.13	9	-	-
Math 10 P (2)	-	-	-	-	-	-	-	-	-	-	-	19	1	-	20	-	-	-	-
Math 10 P (3)	-	-	-	-	-	-	-	-	-	-	-	22	-	-	22	-	1	-	-
Math 10 P (5)	-	-	-	-	-	-	-	-	-	-	-	25	-	-	25	-	1	-	-
Math 10P (1)	-	-	-	-	-	-	-	-	-	-	-	27	2	-	29	-	-	1	-
Metalwork 9,10 (2)	-	-	-	-	-	-	-	-	-	-	2	25	-	-	27	-	1	-	-
Outdoor Ed. 10 (1)	-	-	-	-	-	-	-	-	-	-	-	29	-	-	29	-	1	-	-
Outdoor Ed. 10 (2)	-	-	-	-	-	-	-	-	-	-	-	27	1	-	28	-	-	-	-
PE 10 (1)	-	-	-	-	-	-	-	-	-	-	-	22	2	-	24	-	3	-	-
PE 10 (2)	-	-	-	-	-	-	-	-	-	-	1	24	1	-	26	-	3	1	-
PE 10 (3)	-	-	-	-	-	-	-	-	-	-	-	19	3	-	22	-	6	-	-
Science 10 (1)	-	-	-	-	-	-	-	-	-	-	-	30	-	-	30	-	4	1	-
Science 10 (2)	-	-	-	-	-	-	-	-	-	-	-	25	5	-	30	3.13	3	-	-
Science 10 (3)	-	-	-	-	-	-	-	-	-	-	-	21	3	-	24	-	2	-	-
Science 10 (5)	-	-	-	-	-	-	-	-	-	-	-	26	1	-	27	-	3	-	-
Science 10 (6)	-	-	-	-	-	-	-	-	-	-	-	21	-	-	21	-	1	-	-
Social Studies 10 (1)	-	-	-	-	-	-	-	-	-	-	-	28	-	-	28	-	4	-	-
Social Studies 10 (2)	-	-	-	-	-	-	-	-	-	-	-	27	1	-	28	-	1	-	-
Social Studies 10 (3)	-	-	-	-	-	-	-	-	-	-	-	29	-	-	29	-	4	1	-
Social Studies 10 (4)	-	-	-	-	-	-	-	-	-	-	-	24	-	-	24	-	2	-	-
Social Studies 10 (5)	-	-	-	-	-	-	-	-	-	-	-	19	5	-	24	3.13	3	-	-
Spanish 10 (1)	-	-	-	-	-	-	-	-	-	-	1	28	-	-	29	-	1	-	-
Spanish 10 (2)	-	-	-	-	-	-	-	-	-	-	-	28	-	-	28	-	-	-	-
Woodwork 10 (1)	-	-	-	-	-	-	-	-	-	-	2	27	-	-	29	3.13	5	-	-
Art 11,12 (D)	-	-	-	-	-	-	-	-	-	-	-	-	15	9	24	-	3	-	-
Art 11,12 (H)	-	-	-	-	-	-	-	-	-	-	-	-	15	9	24	-	3	-	-
Auto Tech 11,12 (d)	-	-	-	-	-	-	-	-	-	-	-	-	14	6	20	-	3	-	-
Biology 11(1)	-	-	-	-	-	-	-	-	-	-	-	-	25	-	25	-	2	-	-
Chemistry 11 (1)	-	-	-	-	-	-	-	-	-	-	-	-	21	2	23	-	1	-	-
Chemistry 11(3)	-	-	-	-	-	-	-	-	-	-	-	-	22	3	25	-	-	-	-
Communications 11 (1)	-	-	-	-	-	-	-	-	-	-	-	-	14	2	16	6.25	8	-	-
EARTH SCIENCE 11(1)	-	-	-	-	-	-	-	-	-	-	-	-	20	3	23	-	4	-	-

# School Class Size and Composition

## 04646017 Chatelech Secondary

Source: Class size data collection (as of September 30) from standard BC public schools.

Rationale for classes over 30 students is available by emailing: EDUC.Liaison@gov.bc.ca or phoning: (250) 356-8064.

Division / Class	Number of Students by Grade															Avg. EA Hrs per Week	Total Number of Students Entitled to an IEP	Total Number of Gifted Students	Total Number of ESL/ESD Students
	KH	KF	1	2	3	4	5	6	7	8	9	10	11	12	Total				
English 11 (1)	-	-	-	-	-	-	-	-	-	-	-	-	28	1	29	-	1	-	-
English 11 (2)	-	-	-	-	-	-	-	-	-	-	-	-	21	2	23	-	5	1	-
English 11 (6)	-	-	-	-	-	-	-	-	-	-	-	-	24	2	26	-	1	-	-
FRENCH 11 (1)	-	-	-	-	-	-	-	-	-	-	-	-	26	3	29	-	-	-	-
German 11(1)	-	-	-	-	-	-	-	-	-	-	-	1	8	2	11	-	1	-	-
Math 10 P (4)	-	-	-	-	-	-	-	-	-	-	-	-	27	2	29	-	5	-	-
Math 11 P (1)	-	-	-	-	-	-	-	-	-	-	-	-	26	5	31	-	1	-	-
Math 11 P (2)	-	-	-	-	-	-	-	-	-	-	-	-	30	2	32	-	-	-	-
Math 11E (2)	-	-	-	-	-	-	-	-	-	-	-	-	20	5	25	6.25	5	-	-
Metal and Mach. 11,12 (1)	-	-	-	-	-	-	-	-	-	-	-	-	11	5	16	-	3	-	-
PE 11 (1)	-	-	-	-	-	-	-	-	-	-	-	-	24	5	29	-	1	-	-
Photography 11,12 (1)	-	-	-	-	-	-	-	-	-	-	-	-	18	7	25	-	5	-	-
Photography 11,12 (2)	-	-	-	-	-	-	-	-	-	-	-	-	16	5	21	-	3	-	-
Photography 11,12 (2)	-	-	-	-	-	-	-	-	-	-	-	-	17	3	20	-	3	-	-
Physics 11 (1)	-	-	-	-	-	-	-	-	-	-	-	-	13	5	18	-	-	-	-
Physics 11 (2)	-	-	-	-	-	-	-	-	-	-	-	-	12	2	14	-	2	-	-
Science 10 (4)	-	-	-	-	-	-	-	-	-	1	5	15	1	22	-	3	-	-	-
Social Studies 11 (2)	-	-	-	-	-	-	-	-	-	-	-	-	23	2	25	-	2	-	-
Social Studies 11 (4)	-	-	-	-	-	-	-	-	-	-	-	-	29	1	30	-	4	-	-
Spanish 11 (1)	-	-	-	-	-	-	-	-	-	-	-	5	16	2	23	-	2	1	-
Video Production 11,12 (1)	-	-	-	-	-	-	-	-	-	-	-	-	14	13	27	-	6	-	-
Video Production 11,12 (2)	-	-	-	-	-	-	-	-	-	-	-	-	18	3	21	-	5	-	-
Art 9-12 (A)	-	-	-	-	-	-	-	-	-	5	7	3	11	26	-	2	1	-	-
Biology 12 (1)	-	-	-	-	-	-	-	-	-	-	-	-	20	20	-	-	-	-	-
Business Computers 11,12 (1)	-	-	-	-	-	-	-	-	-	-	-	-	7	14	21	-	6	-	-
English 12 (1)	-	-	-	-	-	-	-	-	-	-	-	-	-	23	23	-	3	-	-
English 12 (2)	-	-	-	-	-	-	-	-	-	-	-	-	-	23	23	-	1	-	-
English 12 (4)	-	-	-	-	-	-	-	-	-	-	-	-	-	26	26	-	1	-	-
Foods 11,12 (1)	-	-	-	-	-	-	-	-	-	-	-	-	6	15	21	3.13	4	-	-
Geography 12 (1)	-	-	-	-	-	-	-	-	-	-	-	-	-	21	21	-	1	1	-
HISTORY 12 (1)	-	-	-	-	-	-	-	-	-	-	-	-	-	30	30	-	1	-	-
History 12 (2)	-	-	-	-	-	-	-	-	-	-	-	-	-	28	28	-	1	-	-
LAW 12 (1)	-	-	-	-	-	-	-	-	-	-	-	-	4	26	30	-	2	-	-
Leadership 10, 11, 12	-	-	-	-	-	-	-	-	-	-	-	7	11	13	31	-	3	-	-

## School Class Size and Composition

### 04646017 Chatelech Secondary

Source: Class size data collection (as of September 30) from standard BC public schools.

Rationale for classes over 30 students is available by emailing: EDUC.Liaison@gov.bc.ca or phoning: (250) 356-8064.

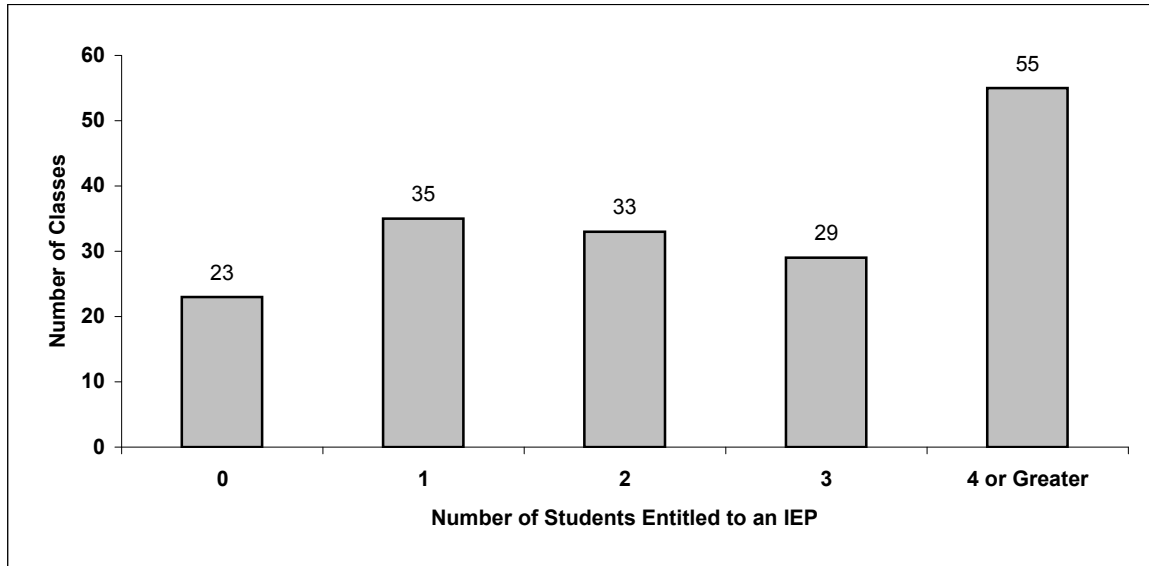
Division / Class	Number of Students by Grade															Avg. EA Hrs per Week	Total Number of Students Entitled to an IEP	Total Number of Gifted Students	Total Number of ESL/ESD Students
	KH	KF	1	2	3	4	5	6	7	8	9	10	11	12	Total				
Math 12 P (1)	-	-	-	-	-	-	-	-	-	-	-	-	-	23	23	-	-	1	-
Math 12 P (2)	-	-	-	-	-	-	-	-	-	-	-	-	-	28	28	-	-	1	-
PE 12 (1)	-	-	-	-	-	-	-	-	-	-	-	-	-	29	29	-	1	1	-
Photography 11,12 (1)	-	-	-	-	-	-	-	-	-	-	-	-	12	13	25	-	6	-	-
Yearbook	-	-	-	-	-	-	-	-	-	-	-	7	5	13	25	-	-	-	-

# Students Entitled to an Individual Education Plan (IEP)

## 04646017 Chatelech Secondary

Source: Class size data collection (as of September 30) from standard BC public schools.

Grades 4-12 - Number of Classes in School with 'X' Number of Students Entitled to an IEP

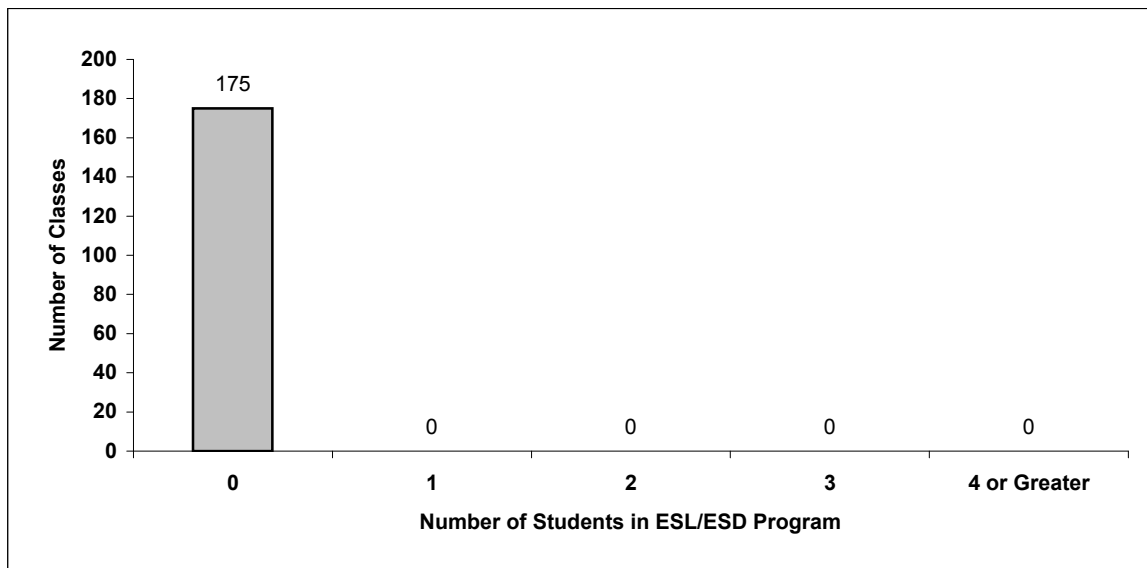


## Students in English as a Second Language/Dialect (ESL/ESD) Program

### 04646017 Chatelech Secondary

Source: Class size data collection (as of September 30) from standard BC public schools.

Grades 4-12 - Number of Classes in School with 'X' Number of Students in ESL/ESD Program



## Glossary

Terms	Definitions / Notes
<b>Average Education Assistants Hours per Week</b>	<ul style="list-style-type: none"> <li>The average number of Education Assistant (EA) hours per week, per class, at this school. Minutes are reported to two decimal points; for example, 1 hour 30 minutes is reported as 1.50 hours.</li> </ul>
<b>English as a Second Language/Dialect (ESL/ESD) Program</b>	<ul style="list-style-type: none"> <li>A program offered to students whose primary language(s) is/are other than English, and who may require additional services.</li> </ul>
<b>Gifted Student</b>	<ul style="list-style-type: none"> <li>A student who has exceptional gifts or talents and is defined as Category P in the Special Education Performance Reporting Groups.</li> </ul>
<b>Grade</b>	<ul style="list-style-type: none"> <li>The assigned grade of a student on September 30.</li> </ul>
<b>KH</b>	<ul style="list-style-type: none"> <li>Kindergarten half-time</li> </ul>
<b>KF</b>	<ul style="list-style-type: none"> <li>Kindergarten full-time</li> </ul>
<b>Number of Students</b>	<ul style="list-style-type: none"> <li>Student population is calculated by headcount.</li> </ul>
<b>Student</b>	<ul style="list-style-type: none"> <li>A person enrolled in a BC school. Student populations are calculated by headcount. Students include all adult and school-aged persons who are working toward a certificate of graduation.</li> </ul>
<b>Student Entitled to an Individual Education Plan</b>	<ul style="list-style-type: none"> <li>A student for whom an Individual Education Plan (IEP) must be designed under the Individual Education Plan order, Ministerial Order 638/95.</li> </ul>